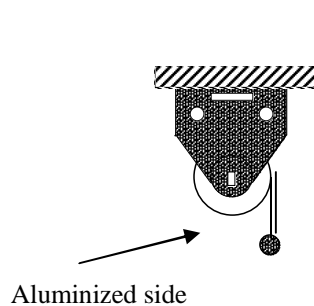


MT COVER BLIND

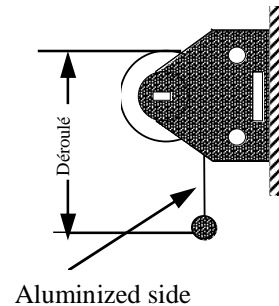
Manual night cover blind without a case

The MT night cover blind consists of a micro-aerated insulating fabric which is wound by means of a spring mechanism onto a 25 mm diameter.

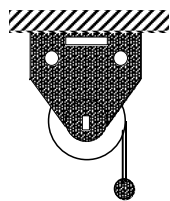
The cover blind is attached to the top of the display cabinet by means of brackets attached to either end for the cover blind. The cover blind can be bracket or ceiling mounted. The fabric can be lowered on the front or back of the cover blind.



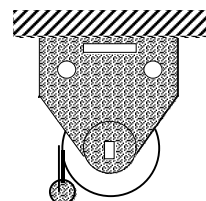
Ceiling mounting (1)



Bracket mounting (2)

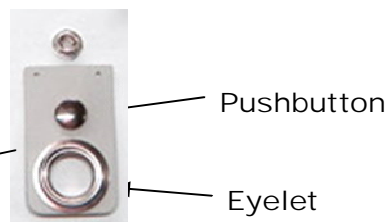



Fabric rear wound



Fabric front wound

The unwound cover blind is secured by a tab provided with a pushbutton to clip the cover blind onto the lower part of the display cabinet and an eyelet for gripping (other fasteners are possible, see photo of accessories).



The MT cover blind is specifically designed for vertical display cabinets and self-service display cabinets installed inside.

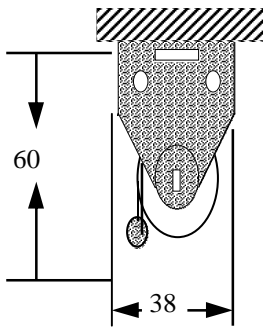
The dimensions to be provided for manufacturing the cover blind are then as follows :

- Display cabinet overall width (LHT) between flanges
- Height between the fastening points at the top and bottom of the cover blind

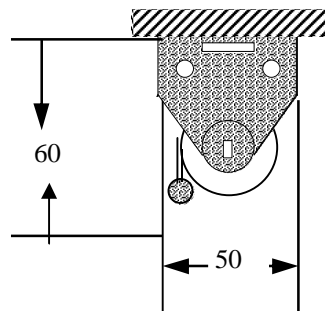
Both types of mounting bracket allow the cover blind to be attached to the top of the display cabinet :

- The plastic bracket
- The small-sized metal bracket for all heights up to 1.15 m

Overall dimensions



Metal bracket



Plastic bracket

